
















Road Rally Evaluation



1. Please select the age range that best applies to your team:			Response Percent	Response Count
21-28			7.5%	3
29-38			52.5%	21
39-49			27.5%	11
50+			12.5%	5
			answered question	40
			skipped question	0

2. How did you hear about the event?			Response Percent	Response Count
Park District activity guide			77.5%	31
Park District web site			2.5%	1
Electronic newsletter			0.0%	0
Postcard			2.5%	1
Newspaper			2.5%	1
Other (please specify)			17.5%	7
			answered question	40
			skipped question	0



3. How did you register for Road Rally?

		Response Percent	Response Count
Online registration		35.0%	14
In-person		47.5%	19
Fax		7.5%	3
Mail		2.5%	1
Drop box		2.5%	1
Phone		5.0%	2
		<i>answered question</i>	40
		<i>skipped question</i>	0


4. Was the registration process convenient?

		Response Percent	Response Count
Yes		97.5%	39
No		2.5%	1
		If you answered no, please explain.	1
		<i>answered question</i>	40
		<i>skipped question</i>	0

5. Overall, how satisfied were you with the event?

		Response Percent	Response Count
Very satisfied		75.0%	30
Satisfied		25.0%	10
Unsatisfied		0.0%	0
Very unsatisfied		0.0%	0
If you answered unsatisfied or very unsatisfied, please explain why.			2
		<i>answered question</i>	40
		<i>skipped question</i>	0

6. Was this program a great value?




		Response Percent	Response Count
Yes		100.0%	40
No		0.0%	0
Comments			3
		<i>answered question</i>	40
		<i>skipped question</i>	0



7. How many years have you been participating in Road Rally?




		Response Percent	Response Count
This was our first year		45.0%	18
2 years		12.5%	5
3-5 years		25.0%	10
6-9 years		10.0%	4
10-15 years		2.5%	1
15+ years		5.0%	2
		answered question	40
		skipped question	0

8. What month would you prefer to participate in Road Rally?




		Response Percent	Response Count
May		35.0%	14
September		10.0%	4
Keep it in April		62.5%	25
		Comments	9
		answered question	40
		skipped question	0

9. Would you like to see Roadopoly game element brought back in the future?				
			Response Percent	Response Count
Yes			55.0%	22
No			2.5%	1
Doesn't matter			42.5%	17
			Comments	3
			answered question	40
			skipped question	0

10. Was the information provided in the captain's packet and at the captain's meeting beneficial?				
			Response Percent	Response Count
Yes			97.5%	39
No			2.5%	1
			Comments	0
			answered question	40
			skipped question	0

11. Do you enjoy the team costume contest?				
			Response Percent	Response Count
Yes			47.5%	19
No			15.0%	6
Doesn't matter			37.5%	15
			Comments	5
			answered question	40
			skipped question	0



12. Were you satisfied with the awards banquet at Jefferson Junior High?



			Response Percent	Response Count
Yes			87.5%	35
No			2.5%	1
Did not attend			10.0%	4
Comments				5
answered question				40
skipped question				0

13. Please rate the following activities at each site:

	Exceeded my expectations	Met my expectations	Did not meet my expectations	Did not make it to this site	Response Count
Castaldo in Woodridge – Relay	28.2% (11)	66.7% (26)	5.1% (2)	0.0% (0)	39
Forest Glen in Woodridge – Math Square	33.3% (13)	64.1% (25)	2.6% (1)	0.0% (0)	39
Westminster in Woodridge – Before & After	34.2% (13)	60.5% (23)	5.3% (2)	0.0% (0)	38
Whitlock in Downers – Bucket Blast	27.0% (10)	64.9% (24)	5.4% (2)	2.7% (1)	37
Golf Course in Downers – Portillo’s	50.0% (19)	44.7% (17)	2.6% (1)	2.6% (1)	38
Fishel Bandshell in Downers – Word Search	23.7% (9)	57.9% (22)	15.8% (6)	2.6% (1)	38
Connelly Memorial in Lisle – LIX	20.5% (8)	66.7% (26)	10.3% (4)	2.6% (1)	39
Riverbend/The View in Lisle – Tuna Melt	23.1% (9)	59.0% (23)	15.4% (6)	2.6% (1)	39
Meadows Center in Lisle – Ping Pong Toss	31.6% (12)	55.3% (21)	10.5% (4)	2.6% (1)	38
Central Park in Bolingbrook – Broken Car Relay	23.5% (8)	58.8% (20)	14.7% (5)	2.9% (1)	34
Lily Cache Sports Field in Bolingbrook – Famous TV Car Trivia	35.0% (14)	55.0% (22)	10.0% (4)	0.0% (0)	40
Bolingbrook Recreation & Aquatic Complex – Rhyme Time	31.6% (12)	63.2% (24)	5.3% (2)	0.0% (0)	38

Patterson Elementary in Naperville – Leap Frog	30.0% (12)	52.5% (21)	17.5% (7)	0.0% (0)	40
DuPage River Park in Naperville – Egg relay	23.1% (9)	69.2% (27)	7.7% (3)	0.0% (0)	39
Barn Recreation in Naperville – Poker Chips	34.2% (13)	55.3% (21)	10.5% (4)	0.0% (0)	38
Comments					11
answered question					40
skipped question					0

14. Will you participate next year?				
			Response Percent	Response Count
Yes			97.5%	39
No			2.5%	1
Comments				8
answered question				40
skipped question				0

15. Would you recommend this event to a friend?				
			Response Percent	Response Count
Yes			97.5%	39
No			2.5%	1
answered question				40
skipped question				0

16. Please provide any additional comments/suggestions.

		Response Count
		24
	<i>answered question</i>	24
	<i>skipped question</i>	16