


















Fitness & Babysitting Service Survey






1. Please select the age range that applies to you:			Response Percent	Response Count
16 - 21			0.0%	0
22 - 27			4.2%	7
28 - 33			24.1%	40
34 - 39			33.7%	56
40 - 45			22.9%	38
46 - 51			6.0%	10
52 - 57			7.8%	13
58 +			1.2%	2
			answered question	166
			skipped question	0

2. How do you register for most Woodridge Park District programs?			Response Percent	Response Count
Online Registration			62.7%	104
In-Person			31.9%	53
Fax			3.6%	6
Mail			1.8%	3
Drop Box			0.0%	0
			Comments	6
			answered question	166
			skipped question	0







3. How did you learn about these fitness programs?

		Response Percent	Response Count
Seasonal Activity Guide		69.3%	115
Web site		26.5%	44
Electronic Newsletter		18.7%	31
Friend		6.6%	11
The Bugle		0.0%	0
The Reporter		0.6%	1
Other (please specify)		1.2%	2
		answered question	166
		skipped question	0






4. How satisfied are you with the variety of programs offered?

		Response Percent	Response Count
Very Satisfied		13.9%	23
Satisfied		44.6%	74
Unsatisfied		5.4%	9
Very Unsatisfied		1.8%	3
I have never participated in a Woodridge Park District fitness program		34.3%	57
		Comments	13
		answered question	166
		skipped question	0

5. How long have you been participating in fitness programs at the Woodridge Park District?

		Response Percent	Response Count
1 season		14.5%	24
2 seasons		6.6%	11
1 - 3 years		18.7%	31
4 - 6 years		4.8%	8
7 + years		4.2%	7
I have never participated in a fitness program		51.2%	85
		answered question	166
		skipped question	0

6. What season do you prefer to participate in Woodridge Park District fitness programs?

		Response Percent	Response Count
Winter		36.7%	61
Spring		22.3%	37
Fall		21.7%	36
Summer		14.5%	24
No preference		51.8%	86
		Other (please specify)	7
		answered question	166
		skipped question	0











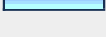
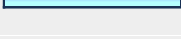


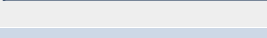
7. Select the top three reasons why you participate in fitness classes at the Woodridge Park District:

	1st	2nd	3rd	Rating Average	Response Count
Close to home	64.0% (57)	21.3% (19)	14.6% (13)	1.51	89
Class & facility atmosphere	3.7% (1)	74.1% (20)	22.2% (6)	2.19	27
Variety	10.5% (2)	36.8% (7)	52.6% (10)	2.42	19
Intensity/difficulty	0.0% (0)	38.5% (5)	61.5% (8)	2.62	13
Fee is reasonable	26.7% (16)	43.3% (26)	30.0% (18)	2.03	60
Instructor	30.4% (7)	39.1% (9)	30.4% (7)	2.00	23
Flexibile schedule	13.8% (4)	17.2% (5)	69.0% (20)	2.55	29
I have never participated in a fitness program	96.3% (77)	0.0% (0)	3.8% (3)	1.08	80
			Other (please specify)		6
			answered question		166
			skipped question		0

8. Select the top three reasons why you have chosen to stop taking fitness classes at the Woodridge Park District.

	1st	2nd	3rd	Rating Average	Response Count
Not compatible with instructor	44.4% (4)	22.2% (2)	33.3% (3)	1.89	9
Lack of variety	23.3% (10)	44.2% (19)	32.6% (14)	2.09	43
Lack of equipment	30.6% (11)	41.7% (15)	27.8% (10)	1.97	36
Lack of intensity	11.1% (1)	22.2% (2)	66.7% (6)	2.56	9
Fees are unreasonable	28.9% (11)	50.0% (19)	21.1% (8)	1.92	38
Time/Day is inconvenient	81.7% (85)	10.6% (11)	7.7% (8)	1.26	104
Classes are overcrowded	30.0% (3)	30.0% (3)	40.0% (4)	2.10	10
Classes are too short	0.0% (0)	46.2% (6)	53.8% (7)	2.54	13
I regularly participate in fitness programs	76.1% (35)	10.9% (5)	13.0% (6)	1.37	46
Other (please specify)					48
answered question					166
skipped question					0

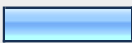






9. Select the time(s) of day that is most convenient for you to take fitness programs.

		Response Percent	Response Count
6 - 7AM		11.4%	19
7 - 8AM		4.2%	7
8 - 9AM		5.4%	9
9 - 10AM		22.3%	37
10 - 11AM		15.1%	25
11AM - 12PM		7.2%	12
12 - 1PM		6.6%	11
1 - 2PM		8.4%	14
2 - 3PM		3.0%	5
3 - 4PM		3.6%	6
4 - 5PM		10.8%	18
5 - 6PM		19.3%	32
6 - 7PM		38.0%	63
7 - 8PM		48.8%	81
8 - 9PM		28.9%	48
		<i>answered question</i>	166
		<i>skipped question</i>	0








10. Days that are most convenient for you to take fitness classes. Please rank your choices in order.

	1st	2nd	3rd	4th	5th	6th	7th	Rating Average	Response Count
Monday	49.6% (68)	10.9% (15)	14.6% (20)	5.8% (8)	8.8% (12)	3.6% (5)	6.6% (9)	2.50	137
Tuesday	27.3% (38)	38.1% (53)	10.8% (15)	11.5% (16)	5.8% (8)	5.8% (8)	0.7% (1)	2.50	139
Wednesday	11.3% (15)	23.3% (31)	37.6% (50)	12.0% (16)	6.8% (9)	2.3% (3)	6.8% (9)	3.14	133
Thursday	1.5% (2)	17.6% (24)	19.9% (27)	33.1% (45)	16.2% (22)	7.4% (10)	4.4% (6)	3.85	136
Friday	3.6% (4)	4.5% (5)	14.3% (16)	15.2% (17)	39.3% (44)	13.4% (15)	9.8% (11)	4.62	112
Saturday	20.8% (26)	7.2% (9)	13.6% (17)	9.6% (12)	4.8% (6)	36.8% (46)	7.2% (9)	4.10	125
Sunday	7.4% (8)	15.7% (17)	3.7% (4)	9.3% (10)	6.5% (7)	10.2% (11)	47.2% (51)	5.11	108
<i>answered question</i>									166
<i>skipped question</i>									0




11. How many times per week do you like to take fitness classes?






		Response Percent	Response Count
1		13.9%	23
2		36.1%	60
3		37.3%	62
4		7.2%	12
5		4.2%	7
6		0.6%	1
7		0.6%	1
<i>answered question</i>			166
<i>skipped question</i>			0







12. For one class, how many minutes do you prefer to participate?

		Response Percent	Response Count
30		10.8%	18
35		2.4%	4
40		6.0%	10
45		38.0%	63
50		5.4%	9
55		3.0%	5
60		34.3%	57
Other (please specify)			1
		answered question	166
		skipped question	0



















13. Select the time(s) of day that is most convenient for you to take fitness programs if a babysitting service was available.

		Response Percent	Response Count
6 - 7AM		2.4%	4
7 - 8AM		1.2%	2
8 - 9AM		10.8%	18
9 - 10AM		27.7%	46
10 - 11AM		22.3%	37
11AM - 12PM		12.0%	20
12 - 1PM		10.2%	17
1 - 2PM		11.4%	19
2 - 3PM		9.6%	16
3 - 4PM		10.2%	17
4 - 5PM		16.9%	28
5 - 6PM		15.7%	26



6 - 7PM		24.7%	41
7 - 8PM		19.9%	33
8 - 9PM		9.0%	15
Not interested in babysitting service		19.3%	32
N/A		10.8%	18
answered question			166
skipped question			0

14. Where would you prefer taking fitness classes?			
		Response Percent	Response Count
Gym		28.3%	47
Maple Room (where current classes are held w/wood floor)		53.6%	89
Lisle Park District		1.8%	3
Sycamore Room (tile floor)		2.4%	4
Hickory/Oak Room (carpeted room)		11.4%	19
No preference		30.7%	51
answered question			166
skipped question			0

15. Please select the fitness programs that you think are important for the Woodridge Park District to offer.

		Response Percent	Response Count
Circuit Training		31.9%	53
Step Aerobics		38.6%	64
Core Conditioning		48.8%	81
Balance Power		14.5%	24
Total Body Strength		44.6%	74
Hip Hop		15.7%	26
Step & Strength		42.8%	71
Boxing		24.1%	40
Strength & Stretch		42.8%	71
NIA (Holistic Exercise)		10.8%	18
Boot Camp		24.1%	40
Prenatal Yoga		10.8%	18
Mommy & Me classes		27.1%	45
PiYo (Pilates & Yoga)		49.4%	82
Walking Club		24.1%	40
Stroller Strides		13.9%	23
Zumba (Latin Dance)		16.9%	28
Active Adults (50+)		14.5%	24
Other (please specify)			26
		answered question	166
		skipped question	0

16. What fitness programs at other businesses or organizations are you currently enrolled in/attend?		
		Response Count
		71
		<i>answered question</i>
		71
		<i>skipped question</i>
		95

17. Would you prefer registering for a punch-card each season rather than registering for a specific 10-week program?			
		Response Percent	Response Count
Yes		61.4%	102
No		38.6%	64
		<i>answered question</i>	166
		<i>skipped question</i>	0

18. Please use the space below for any other comments or suggestions on instructors and/or fitness programs.		
		Response Count
		48
		<i>answered question</i>
		48
		<i>skipped question</i>
		118