







2009 Woodridge Soccer Association Participant Satisfaction Survey





1. How satisfied are you with the following:							
	Very Satisfied	Satisfied	Unsatisfied	Very Unsatisfied	No Opinion	Rating Average	Response Count
WSA program overall	40.7% (24)	49.2% (29)	6.8% (4)	1.7% (1)	1.7% (1)	1.69	59
Soccer skill instruction	37.3% (22)	45.8% (27)	10.2% (6)	5.1% (3)	1.7% (1)	1.83	59
Coach's attitude towards your child	64.4% (38)	28.8% (17)	1.7% (1)	5.1% (3)	0.0% (0)	1.47	59
Quality of referees	25.4% (15)	52.5% (31)	15.3% (9)	5.1% (3)	1.7% (1)	2.00	59
	answered question						59
	skipped question						0



2. How would you rate the condition of the following:							
	Excellent	Good	Not Good	Poor	No Opinion	Rating Average	Response Count
Game fields	44.1% (26)	54.2% (32)	1.7% (1)	0.0% (0)	0.0% (0)	1.58	59
Practice fields	20.3% (12)	62.7% (37)	13.6% (8)	3.4% (2)	0.0% (0)	2.00	59
	If rated Not Good or Poor, please state which field(s) and reasons why.						10
	answered question						59
	skipped question						0




3. Are you aware that soccer is run by a group of volunteers called the Woodridge Soccer Association?				
			Response Percent	Response Count
Yes		93.2%	55	
No		6.8%	4	
			<i>answered question</i>	59
			<i>skipped question</i>	0

4. Do you feel the cost of the program is reasonable for the level of service provided? (\$58/Res, \$86/Non-res)				
			Response Percent	Response Count
Yes		98.3%	58	
No		1.7%	1	
			<i>answered question</i>	59
			<i>skipped question</i>	0

5. The WSA currently uses rankings from coach evaluations to make up teams. Would you prefer a draft with coaches selecting their own teams under the guidance of the WSA?				
			Response Percent	Response Count
Yes		45.8%	27	
No		54.2%	32	
			<i>answered question</i>	59
			<i>skipped question</i>	0

6. Which of the following types of monthly WSA newsletter would you most likely read?			
		Response Percent	Response Count
Mailed newsletter		23.7%	14
Electronic newsletter		57.6%	34
Online newsletter		25.4%	15
I would not read a monthly newsletter		10.2%	6
		<i>answered question</i>	59
		<i>skipped question</i>	0






7. Would you be interested in on-site concessions?			
		Response Percent	Response Count
Yes		42.4%	25
No		57.6%	34
		<i>answered question</i>	59
		<i>skipped question</i>	0

8. Are you aware that the WSA has offered a 4 v 4 tournament for the past 7 years?			
		Response Percent	Response Count
No, I was not aware.		27.1%	16
Yes, I am aware and my child has participated in the tournament.		15.3%	9
Yes, I am aware, but I did not participate for the following the reason:		57.6%	34
		<i>answered question</i>	59
		<i>skipped question</i>	0





9. Please rank in order of importance your reason for registering your child for WSA. (1 = most important, 3 = least important)

	1	2	3	Rating Average	Response Count
Skill development	71.2% (42)	28.8% (17)	0.0% (0)	1.29	59
Winning	1.7% (1)	6.8% (4)	91.5% (54)	2.90	59
Social interaction	27.1% (16)	64.4% (38)	8.5% (5)	1.81	59
	<i>answered question</i>				59
	<i>skipped question</i>				0




10. How long has your child participated in the Woodridge Soccer Association program?




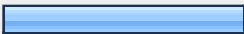
		Response Percent	Response Count
New participant		16.9%	10
1 season - 2 years		35.6%	21
3 - 4 years		20.3%	12
5 - 6 years		11.9%	7
Over 7 years		15.3%	9
	<i>answered question</i>		59
	<i>skipped question</i>		0



11. Would you be interested in serving as a future volunteer for WSA? If interested, please select your volunteer interest below and submit your contact information and volunteer interest to info@woodridgeparks.org.



		Response Percent	Response Count
Head coach		15.3%	9
Assistant coach		13.6%	8
Tournaments		0.0%	0
Committee chair person		0.0%	0
Committee volunteer		5.1%	3
Future executive council member		1.7%	1
I am not interested in volunteering		69.5%	41
		<i>answered question</i>	59
		<i>skipped question</i>	0

12. If you have coached before in WSA, will you coach next season?

		Response Percent	Response Count
Yes		13.6%	8
No		28.8%	17
I have never coached for WSA		57.6%	34
		<i>answered question</i>	59
		<i>skipped question</i>	0

13. If you answered no to question 16, what is your reason for not coaching?			
		Response Percent	Response Count
Don't have time		39.1%	18
Child not participating in program		8.7%	4
I have never coached for WSA		15.2%	7
Other (please specify)		37.0%	17
		<i>answered question</i>	46
		<i>skipped question</i>	13

14. List two things you like best about the WSA program.			
		Response Percent	Response Count
1.		100.0%	44
2.		93.2%	41
		<i>answered question</i>	44
		<i>skipped question</i>	15

15. List two things that could improve about the WSA program.			
		Response Percent	Response Count
1.		100.0%	44
2.		77.3%	34
		<i>answered question</i>	44
		<i>skipped question</i>	15

16. What do you currently see as the biggest issue for WSA?		Response Count
		35
	<i>answered question</i>	35
	<i>skipped question</i>	24