















1. How did you learn about Trek & Travel Camp? (check all that apply)

		Response Percent	Response Count
Park District Activity guide		45.5%	5
Park District web site		18.2%	2
Park District e-newsletter		9.1%	1
Park District Facebook page		0.0%	0
School newsletter		27.3%	3
Friend		27.3%	3
Newspaper		0.0%	0
KIDZ Squad		18.2%	2
Other (please specify)		18.2%	2
		answered question	11
		skipped question	0



2. Why did you choose the Woodridge Park District Trek & Travel Camp program? (check all that apply)

		Response Percent	Response Count
Convenient hours		45.5%	5
Social		45.5%	5
Location		81.8%	9
Price		54.5%	6
Other		18.2%	2
answered question			11
skipped question			0


3. Does your child attend School District #68 schools?

		Response Percent	Response Count
Yes		81.8%	9
No		18.2%	2
answered question			11
skipped question			0



4. Did you find the information covered in the Parent Meeting to be useful?

		Response Percent	Response Count
Yes		72.7%	8
No		0.0%	0
Did not attend		27.3%	3
answered question			11
skipped question			0



5. Did the Parent Manual provide you with sufficient information about the program and your responsibilities as a parent with a child in the program?

		Response Percent	Response Count
Yes		100.0%	11
No		0.0%	0
answered question			11
skipped question			0

6. Were the weekly electronic newsletters informative and beneficial to the program?

		Response Percent	Response Count
Yes		90.9%	10
No		9.1%	1
answered question			11
skipped question			0

7. If you had any questions or concerns throughout the camp, do you feel the staff handled the issue in a timely manner?

		Response Percent	Response Count
Yes		90.9%	10
No		9.1%	1
answered question			11
skipped question			0

8. Comments/suggestions on communication with parents:

	Response Count
	2
answered question	2
skipped question	9

9. Participants top 3 favorite activities (not field trips):













	1	2	3	Response Count
Swimming at Cypress Cove	66.7% (4)	0.0% (0)	33.3% (2)	6
Crafts	0.0% (0)	0.0% (0)	0.0% (0)	0
Board games	0.0% (0)	100.0% (1)	0.0% (0)	1
Free time	33.3% (1)	0.0% (0)	66.7% (2)	3
Games at Jefferson	33.3% (1)	66.7% (2)	0.0% (0)	3
Organized sport activities	0.0% (0)	100.0% (4)	0.0% (0)	4
Movies	100.0% (1)	0.0% (0)	0.0% (0)	1
Visits to the library	0.0% (0)	100.0% (2)	0.0% (0)	2
Garden plots	50.0% (1)	0.0% (0)	50.0% (1)	2
Theme days	0.0% (0)	0.0% (0)	100.0% (1)	1
Canoeing	0.0% (0)	25.0% (1)	75.0% (3)	4
Tie Dying	0.0% (0)	0.0% (0)	100.0% (1)	1
Feed My Starving Children	50.0% (2)	25.0% (1)	25.0% (1)	4
			Other (please specify)	1
answered question				11
skipped question				0





10. Participants top 5 favorite field trips:

	1	2	3	4	5	Response Count
Field Museum	0.0% (0)	0.0% (0)	0.0% (0)	0.0% (0)	0.0% (0)	0
Funway Skate & Bowl	0.0% (0)	0.0% (0)	0.0% (0)	100.0% (1)	0.0% (0)	1
Deep River Water Park	100.0% (1)	0.0% (0)	0.0% (0)	0.0% (0)	0.0% (0)	1
Blackwell Forest Preserve	0.0% (0)	0.0% (0)	100.0% (2)	0.0% (0)	0.0% (0)	2
Hall Quarry Beach	0.0% (0)	75.0% (3)	0.0% (0)	0.0% (0)	25.0% (1)	4
Hurricane Harbor	28.6% (2)	14.3% (1)	0.0% (0)	28.6% (2)	28.6% (2)	7
Pilcher Park Survival Day	0.0% (0)	0.0% (0)	0.0% (0)	0.0% (0)	0.0% (0)	0
Haunted Trails	66.7% (2)	33.3% (1)	0.0% (0)	0.0% (0)	0.0% (0)	3
Putting Edge	0.0% (0)	0.0% (0)	0.0% (0)	0.0% (0)	0.0% (0)	0
Lincoln Park Zoo	0.0% (0)	0.0% (0)	0.0% (0)	0.0% (0)	0.0% (0)	0
12th Street Beach	0.0% (0)	0.0% (0)	0.0% (0)	0.0% (0)	0.0% (0)	0
Raging Waves	0.0% (0)	50.0% (1)	50.0% (1)	0.0% (0)	0.0% (0)	2
Mystic Waters	0.0% (0)	0.0% (0)	0.0% (0)	0.0% (0)	0.0% (0)	0
Bike Chicago	0.0% (0)	0.0% (0)	0.0% (0)	50.0% (1)	50.0% (1)	2
Laser Quest and Lost Mountain Mini-Golf	25.0% (1)	0.0% (0)	75.0% (3)	0.0% (0)	0.0% (0)	4
Wrigley Field Tour	0.0% (0)	100.0% (1)	0.0% (0)	0.0% (0)	0.0% (0)	1
Chicago Sky Game	0.0% (0)	0.0% (0)	0.0% (0)	100.0% (1)	0.0% (0)	1
“Harry Potter” at Hollywood Boulevard	0.0% (0)	25.0% (1)	25.0% (1)	25.0% (1)	25.0% (1)	4
Great America	33.3% (2)	33.3% (2)	33.3% (2)	0.0% (0)	0.0% (0)	6
Vertical Endeavors	75.0% (3)	0.0% (0)	0.0% (0)	25.0% (1)	0.0% (0)	4
Gameworks	0.0% (0)	0.0% (0)	0.0% (0)	0.0% (0)	100.0% (2)	2
Magic Waters	0.0% (0)	33.3% (1)	33.3% (1)	33.3% (1)	0.0% (0)	3


Joliet's Splash Station	0.0% (0)	0.0% (0)	0.0% (0)	0.0% (0)	0.0% (0)	0
Flick Pool	0.0% (0)	0.0% (0)	0.0% (0)	0.0% (0)	100.0% (2)	2
Hidden Cove Family Fun Park	0.0% (0)	0.0% (0)	50.0% (1)	50.0% (1)	0.0% (0)	2
answered question						11
skipped question						0

11. Participants least favorite field trips (Please choose 3 or less):

		Response Percent	Response Count
Field Musuem		18.2%	2
Funway Skate & Bowl		0.0%	0
Deep River Water Park		0.0%	0
Blackwell Forest Preserve		18.2%	2
Hall Quarry Beach		18.2%	2
Hurricane Harbor		9.1%	1
Pilcher Park Survival Day		9.1%	1
Haunted Trails		9.1%	1
Putting Edge		18.2%	2
Lincoln Park Zoo		9.1%	1
12th Street Beach		18.2%	2
Raging Waves		0.0%	0
Mystic Waters		0.0%	0
Bike Chicago		45.5%	5
Laser Quest and Lost Mountain Mini-Golf		0.0%	0
Wrigley Field Tour		9.1%	1
Chicago Sky Game		18.2%	2

"Harry Potter" at Hollywood Boulevard		0.0%	0
Great America		9.1%	1
Vertical Endeavors		9.1%	1
Gameworks		0.0%	0
Magic Waters		0.0%	0
Joliet's Splash Station		18.2%	2
Flick Pool		9.1%	1
Hidden Cove Family Fun Park		0.0%	0
answered question			11
skipped question			0

12. Were the field trips enjoyable and age appropriate?

		Response Percent	Response Count
Yes		100.0%	11
No		0.0%	0
answered question			11
skipped question			0

13. Comments/suggestions regarding camp activities/field trips:

	Response Count
	3
answered question	3
skipped question	8

14. Please rate the Trek & Travel/Before & After Camp staff:

	Excellent	Very good	Average	Unsatisfactory	Response Count
Positive attitude	45.5% (5)	45.5% (5)	0.0% (0)	9.1% (1)	11
Helpful	36.4% (4)	45.5% (5)	9.1% (1)	9.1% (1)	11
Approachable & professional	45.5% (5)	36.4% (4)	9.1% (1)	9.1% (1)	11
Ability to communicate	45.5% (5)	36.4% (4)	9.1% (1)	9.1% (1)	11
Overall conduct of camp staff	45.5% (5)	45.5% (5)	0.0% (0)	9.1% (1)	11

Comments: 4

answered question 11

skipped question 0

15. Please answer the following questions regarding Before & After Camp:


	Yes	No	Response Count
Did you use Before Camp?	44.4% (4)	55.6% (5)	9
Did you use After Camp?	22.2% (2)	77.8% (7)	9
Were the activities planned age appropriate and fun?	66.7% (4)	33.3% (2)	6
Were the hours of Before Camp reasonable?	83.3% (5)	16.7% (1)	6
Were the hours of After Camp reasonable?	80.0% (4)	20.0% (1)	5

If you answered "no" to any of the above questions, please explain. 3



answered question 9

skipped question 2


16. Were program fees reasonable?

		Response Percent	Response Count
Yes		100.0%	11
No		0.0%	0
answered question			11
skipped question			0


17. Was the length of the camp program reasonable?

		Response Percent	Response Count
Yes		81.8%	9
No		18.2%	2
	If not, please explain.		2
answered question			11
skipped question			0




18. Did you feel your child was safe at camp?

		Response Percent	Response Count
Yes		100.0%	11
No		0.0%	0
	If not, please explain.		0
answered question			11
skipped question			0

19. Do you believe your child benefited from his/her camp experience?

		Response Percent	Response Count
Yes		100.0%	11
No		0.0%	0
answered question			11
skipped question			0

20. Did this camp meet your expectations?

		Response Percent	Response Count
Exceeded		45.5%	5
Yes		45.5%	5
No		9.1%	1
answered question			11
skipped question			0



21. What recommendation(s) do you have to improve this camp?

	Response Count
	4
answered question	4
skipped question	7










22. Comments/suggestions on your overall camp experience:

	Response Count
	2
answered question	2
skipped question	9

23. Would you be interested in registering your child for Trek & Travel Camp during their winter break?

		Response Percent	Response Count
Yes		81.8%	9
No		18.2%	2
	answered question		11
	skipped question		0

24. If you answered yes to winter break, what days would you need the program?

		Response Percent	Response Count
December 19		87.5%	7
December 20		87.5%	7
December 21		87.5%	7
December 22		87.5%	7
December 23		75.0%	6
December 27		62.5%	5
December 28		62.5%	5
December 29		62.5%	5
December 30		50.0%	4
		answered question	8
		skipped question	3