




**1. Program Information**

		Response Percent	Response Count
Name of program		99.1%	107
Program number		23.1%	25
Instructor		72.2%	78
<b>answered question</b>			<b>108</b>
<b>skipped question</b>			<b>0</b>

**2. Please rate your level of satisfaction with the program.**



	Very Satisfied	Satisfied	Dissatisfied	Very Dissatisfied	Response Count
Overall quality of program	75.9% (82)	18.5% (20)	3.7% (4)	1.9% (2)	108
Cost	50.5% (54)	43.0% (46)	6.5% (7)	0.0% (0)	107
Location	80.6% (87)	17.6% (19)	0.9% (1)	0.9% (1)	108
Time of day	71.3% (77)	26.9% (29)	1.9% (2)	0.0% (0)	108
Day of week	75.7% (81)	23.4% (25)	0.9% (1)	0.0% (0)	107
Length of program	72.5% (74)	26.5% (27)	0.0% (0)	1.0% (1)	102
Comments					52
<b>answered question</b>					<b>108</b>
<b>skipped question</b>					<b>0</b>



**3. Please rate your level of satisfaction with the program instructor(s).**

	<b>Very Satisfied</b>	<b>Satisfied</b>	<b>Dissatisfied</b>	<b>Very Dissatisfied</b>	<b>Response Count</b>
Knowledge of subject matter	<b>83.3% (90)</b>	12.0% (13)	3.7% (4)	0.9% (1)	108
Ability to motivate participants	<b>78.7% (85)</b>	13.9% (15)	4.6% (5)	2.8% (3)	108
Ability to control participants and keep content moving at a constant pace	<b>82.2% (88)</b>	11.2% (12)	4.7% (5)	1.9% (2)	107
Commitment to start program on time	<b>88.0% (95)</b>	9.3% (10)	2.8% (3)	0.0% (0)	108
				Comments	34
				<b>answered question</b>	<b>108</b>
				<b>skipped question</b>	<b>0</b>

**4. Please rate your level of satisfaction with the facility where your program was held.**







	<b>Very Satisfied</b>	<b>Satisfied</b>	<b>Dissatisfied</b>	<b>Very Dissatisfied</b>	<b>Response Count</b>
Cleanliness	<b>76.4% (81)</b>	20.8% (22)	2.8% (3)	0.0% (0)	106
Lighting	<b>72.2% (78)</b>	20.4% (22)	7.4% (8)	0.0% (0)	108
Available space for program needs	<b>70.4% (76)</b>	26.9% (29)	1.9% (2)	0.9% (1)	108
				Comments	23
				<b>answered question</b>	<b>108</b>
				<b>skipped question</b>	<b>0</b>

5. Was the registration process convenient?			
		Response Percent	Response Count
Yes		94.4%	102
No		5.6%	6
If you answered no, please explain why.			8
answered question			108
skipped question			0



6. Did you register for this program online?			
		Response Percent	Response Count
Yes		43.5%	47
No		56.5%	61
answered question			108
skipped question			0

7. Are there programs that you would like the Woodridge Park District to offer that are not currently offered?		Response Count
		25
answered question		25
skipped question		83

**8. How did you learn about this program? (check all that apply)**

		Response Percent	Response Count
Park District activity guide		88.9%	96
Park District web site		10.2%	11
Park District email		6.5%	7
Park District Facebook page		0.0%	0
Marquee		0.0%	0
Newspaper		0.9%	1
Friend/Family		7.4%	8
School flyer		0.0%	0
Other (please specify)		3.7%	4
		<b>answered question</b>	<b>108</b>
		<b>skipped question</b>	<b>0</b>

**9. Are you a Woodridge Park District resident?**

		Response Percent	Response Count
Yes		89.8%	97
No		10.2%	11
		<b>answered question</b>	<b>108</b>
		<b>skipped question</b>	<b>0</b>

10. If you wish to be contacted by a Woodridge Park District staff member, please provide your name and contact information.

	Response Count
	10
answered question	10
skipped question	98