











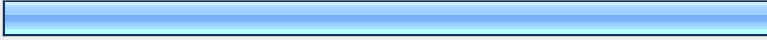

2008 Woodridge Jubilee



1. Did you attend this year's Woodridge Jubilee?			
		Response Percent	Response Count
Yes		100.0%	98
No		0.0%	0
<i>answered question</i>			98
<i>skipped question</i>			0

2. If you answered yes to question #1, which days did you attend? A day consists of a full schedule including the carnival, food vendors and entertainment.			
		Response Percent	Response Count
Friday		46.7%	28
Saturday		78.3%	47
Sunday (Father's Day)		33.3%	20
<i>answered question</i>			60
<i>skipped question</i>			38

3. What days would you most likely attend at next year's Woodridge Jubilee? A day consists of a full schedule including the carnival, food vendors and entertainment.			
		Response Percent	Response Count
Thursday		19.7%	12
Friday		60.7%	37
Saturday		95.1%	58
Sunday (Father's Day)		34.4%	21
<i>answered question</i>			61
<i>skipped question</i>			37

4. Have you attended Woodridge Jubilee in the past?			
		Response Percent	Response Count
Yes		87.8%	86
No		12.2%	12
answered question			98
skipped question			0

5. Are you a Woodridge resident?			
		Response Percent	Response Count
Yes		84.7%	83
No		15.3%	15
answered question			98
skipped question			0




6. Was parking adequate?			
		Response Percent	Response Count
Yes		77.6%	76
No		0.0%	0
I walked or biked to the event		22.4%	22
If you answered no, please explain why.			1
answered question			98
skipped question			0




7. FOOD VENDORS: Please rate each of the following.

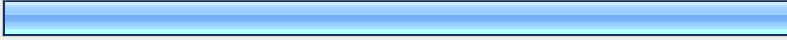

	Very Satisfied	Satisfied	Dissatisfied	Very Dissatisfied	N/A	Rating Average	Response Count
Variety	17.3% (17)	35.7% (35)	29.6% (29)	5.1% (5)	12.2% (12)	2.26	98
Cost	5.1% (5)	33.7% (33)	25.5% (25)	22.4% (22)	13.3% (13)	2.75	98
Quality	15.6% (15)	56.3% (54)	12.5% (12)	2.1% (2)	13.5% (13)	2.01	96
Comments							27
answered question							98
skipped question							0

8. CARNIVAL: Please rate each of the following.

	Very Satisfied	Satisfied	Dissatisfied	Very Dissatisfied	N/A	Rating Average	Response Count
Number of children's rides	14.4% (14)	38.1% (37)	5.2% (5)	1.0% (1)	41.2% (40)	1.88	97
Number of teen/adult rides	10.3% (10)	27.8% (27)	15.5% (15)	2.1% (2)	44.3% (43)	2.17	97
Cost of tickets	4.1% (4)	30.9% (30)	21.6% (21)	11.3% (11)	32.0% (31)	2.59	97
Comments							22
answered question							98
skipped question							0

9. Were you satisfied with the quality of fireworks?				
			Response Percent	Response Count
Yes			40.8%	40
No			6.1%	6
I did not see the fireworks			53.1%	52
If you answered no, please explain why.				13
answered question				98
skipped question				0

10. Were you satisfied with the variety of children's activities?				
			Response Percent	Response Count
Yes			37.8%	37
No			9.2%	9
I did not participate in the children's activities			53.1%	52
What additional children's activities would you like to see at Jubilee?				13
answered question				98
skipped question				0

11. Were you aware Woodridge Idol was part of Woodridge Jubilee?				
			Response Percent	Response Count
Yes			86.7%	85
No			13.3%	13
answered question				98
skipped question				0

12. Please rate your satisfaction of each musician you saw.




	Very Satisfied	Satisfied	Dissatisfied	Very Dissatisfied	N/A	Rating Average	Response Count
Eleventh Hour (Friday)	14.9% (13)	18.4% (16)	1.1% (1)	0.0% (0)	65.5% (57)	1.60	87
Mike and Joe (Friday)	14.6% (13)	11.2% (10)	2.2% (2)	2.2% (2)	69.7% (62)	1.74	89
The Neverly Brothers (Saturday)	14.1% (13)	18.5% (17)	1.1% (1)	1.1% (1)	65.2% (60)	1.69	92
Infinity (Saturday)	25.3% (24)	20.0% (19)	0.0% (0)	1.1% (1)	53.7% (51)	1.50	95
Girl Next Door (Sunday)	4.8% (4)	6.0% (5)	1.2% (1)	1.2% (1)	86.9% (73)	1.91	84
Johnny Russler and the Beach Bum Band (Sunday)	7.0% (6)	7.0% (6)	2.3% (2)	2.3% (2)	81.4% (70)	2.00	86
The Manhattan Project (Sunday)	8.2% (7)	7.1% (6)	2.4% (2)	1.2% (1)	81.2% (69)	1.81	85
	<i>answered question</i>						98
	<i>skipped question</i>						0










13. What is your favorite type of music?

		Response Percent	Response Count
Pop		43.9%	43
Country		29.6%	29
Blues		11.2%	11
Jazz		7.1%	7
Alternative		13.3%	13
Rock		52.0%	51
R&B		11.2%	11
Reggae		7.1%	7
Latin		4.1%	4
Oldies		27.6%	27
		<i>answered question</i>	98
		<i>skipped question</i>	0




14. Would you be willing to pay an admission fee to see a big-name band at Jubilee?

		Response Percent	Response Count
Yes		59.2%	58
No		40.8%	40
		<i>answered question</i>	98
		<i>skipped question</i>	0

15. If you answered yes to question #14, how much would you pay to see a big-name band?			Response Percent	Response Count
\$5 - \$10			60.3%	35
\$10 - \$15			25.9%	15
\$15 - \$20			13.8%	8
			answered question	58
			skipped question	40

16. How did you hear about Woodridge Jubilee? (check all that apply)			Response Percent	Response Count
Newspaper			18.4%	18
Radio			1.0%	1
Park District Activity Guide			48.0%	47
Park District E-Newsletter			21.4%	21
Park District Web Site			20.4%	20
Village E-Newsletter			37.8%	37
Word of mouth			37.8%	37
Marquee			29.6%	29
Jubilee schedule of events trifold			35.7%	35
			Other (please specify)	8
			answered question	98
			skipped question	0

17. Please rate your level of satisfaction with the overall festival.

		Response Percent	Response Count
Very Satisfied		33.7%	33
Satisfied		54.1%	53
Dissatisfied		12.2%	12
Very Dissatisfied		0.0%	0
		<i>answered question</i>	98
		<i>skipped question</i>	0

18. Please provide any additional comments regarding the 2008 Woodridge Jubilee.

		Response Count
		38
		<i>answered question</i>
		38
		<i>skipped question</i>
		60