








1. Did you attend this year's Woodridge Jubilee?

		Response Percent	Response Count
Yes		95.1%	77
No		4.9%	4
answered question			81
skipped question			0



2. If you answered yes to question #1, which days did you attend? A day consists of a full schedule including the carnival, food vendors and entertainment.

		Response Percent	Response Count
Thursday, June 16		40.3%	31
Friday, June 17		48.1%	37
Saturday, June 18		74.0%	57
answered question			77
skipped question			4




3. Have you attended Woodridge Jubilee in the past?

		Response Percent	Response Count
Yes		88.9%	72
No		11.1%	9
answered question			81
skipped question			0

4. Are you a Woodridge resident?

		Response Percent	Response Count
Yes		93.8%	76
No		6.2%	5
answered question			81
skipped question			0

5. Was parking adequate?

		Response Percent	Response Count
Yes		75.3%	61
No		3.7%	3
I walked or biked to the event		21.0%	17
If you answered no, please explain why.			4
answered question			81
skipped question			0

6. FOOD VENDORS: Please rate each of the following.




	Very Satisfied	Satisfied	Dissatisfied	Very Dissatisfied	N/A	Rating Average	Response Count
Variety	16.3% (13)	63.8% (51)	6.3% (5)	2.5% (2)	11.3% (9)	1.94	80
Cost	1.2% (1)	46.9% (38)	25.9% (21)	16.0% (13)	9.9% (8)	2.63	81
Quality	11.5% (9)	62.8% (49)	11.5% (9)	3.8% (3)	10.3% (8)	2.09	78

Comments 28

answered question 81

skipped question 0

7. Did you take advantage of the food vendor coupons that were available in the Jubilee schedule of events brochure and online?

		Response Percent	Response Count
Yes		24.7%	20
No		44.4%	36
Did not know about the coupons		30.9%	25

answered question 81

skipped question 0

8. CARNIVAL: Please rate each of the following.




	Very Satisfied	Satisfied	Dissatisfied	Very Dissatisfied	N/A	Rating Average	Response Count
Number of children's rides	20.0% (16)	36.3% (29)	5.0% (4)	1.3% (1)	37.5% (30)	1.80	80
Number of teen/adult rides	3.8% (3)	31.6% (25)	10.1% (8)	1.3% (1)	53.2% (42)	2.19	79
Cost of tickets	6.4% (5)	35.9% (28)	14.1% (11)	7.7% (6)	35.9% (28)	2.36	78

Comments 19

answered question 81

skipped question 0

9. Were you satisfied with the quality of fireworks?

		Response Percent	Response Count
Yes		50.6%	41
No		4.9%	4
I did not see the fireworks		44.4%	36

If you answered no, please explain why. 14

answered question 81

skipped question 0

10. Please rate your satisfaction of each activity you participated in.

	Very Satisfied	Satisfied	Dissatisfied	Very Dissatisfied	N/A	Rating Average	Response Count
Shutterbox Photobooth	13.3% (10)	5.3% (4)	0.0% (0)	0.0% (0)	81.3% (61)	1.29	75
"A Zoo to You" Petting Zoo	9.1% (7)	14.3% (11)	1.3% (1)	1.3% (1)	74.0% (57)	1.80	77
Baby Photo Contest	3.9% (3)	2.6% (2)	0.0% (0)	0.0% (0)	93.5% (72)	1.40	77
Euro Bungee (Bungee Trampoline)	11.7% (9)	7.8% (6)	0.0% (0)	0.0% (0)	80.5% (62)	1.40	77
Floating Hole-in-One Contest	6.7% (5)	6.7% (5)	1.3% (1)	0.0% (0)	85.3% (64)	1.64	75
Inflatables	12.8% (10)	15.4% (12)	1.3% (1)	0.0% (0)	70.5% (55)	1.61	78
Climbing Wall	15.6% (12)	14.3% (11)	1.3% (1)	0.0% (0)	68.8% (53)	1.54	77
Craft Project	8.1% (6)	9.5% (7)	2.7% (2)	0.0% (0)	79.7% (59)	1.73	74
Kids' Temporary Tattoos	10.3% (8)	11.5% (9)	2.6% (2)	0.0% (0)	75.6% (59)	1.68	78
"Making Faces Chicago" Face Painting	9.2% (7)	9.2% (7)	1.3% (1)	2.6% (2)	77.6% (59)	1.88	76
Jim Nesci's Cold Blooded Creatures Reptile Show	19.7% (15)	11.8% (9)	0.0% (0)	2.6% (2)	65.8% (50)	1.58	76

If you answered "Dissatisfied" or "Very Dissatisfied", please explain why.

9

answered question

81

skipped question

0









11. Please rate your satisfaction of each musician you saw.

	Very Satisfied	Satisfied	Dissatisfied	Very Dissatisfied	Did not see	Rating Average	Response Count
The Lisa Rene Band (Thursday)	8.6% (6)	22.9% (16)	2.9% (2)	2.9% (2)	62.9% (44)	2.00	70
Bad Medicine (Thursday)	14.3% (10)	18.6% (13)	1.4% (1)	2.9% (2)	62.9% (44)	1.81	70
Smokin' Gunz (Friday)	13.2% (9)	16.2% (11)	4.4% (3)	1.5% (1)	64.7% (44)	1.83	68
The Karen Hart Band (Friday)	10.1% (7)	20.3% (14)	2.9% (2)	1.4% (1)	65.2% (45)	1.88	69
The Flat Cats(Saturday)	14.5% (10)	21.7% (15)	1.4% (1)	0.0% (0)	62.3% (43)	1.65	69
Ragtops(Saturday)	11.4% (8)	35.7% (25)	2.9% (2)	0.0% (0)	50.0% (35)	1.83	70
Thunder Road (Saturday)	12.3% (9)	28.8% (21)	8.2% (6)	2.7% (2)	47.9% (35)	2.03	73
answered question							81
skipped question							0





12. What is your favorite type of music?

		Response Percent	Response Count
Pop		43.2%	35
Country		32.1%	26
Blues		6.2%	5
Jazz		6.2%	5
Alternative		12.3%	10
Rock		54.3%	44
R&B		7.4%	6
Reggae		7.4%	6
Latin		1.2%	1
Oldies		37.0%	30
answered question			81
skipped question			0

13. How did you hear about Woodridge Jubilee? (check all that apply)

		Response Percent	Response Count
Newspaper		11.1%	9
Radio		0.0%	0
Park District Activity Guide		39.5%	32
Park District E-Newsletter		34.6%	28
Park District Web Site		23.5%	19
Village E-Newsletter		49.4%	40
Word of mouth		29.6%	24
Marquee		27.2%	22
Jubilee schedule of events brochure		50.6%	41
	Other (please specify)		5
		answered question	81
		skipped question	0

14. Please rate your level of satisfaction with the overall festival.

		Response Percent	Response Count
Very Satisfied		35.8%	29
Satisfied		50.6%	41
Dissatisfied		8.6%	7
Very Dissatisfied		4.9%	4
		answered question	81
		skipped question	0

15. Please provide any additional comments regarding the 2011 Woodridge Jubilee.

	Response Count
	41
answered question	41
skipped question	40