

2011 Woodridge Park District Sea Lions Swim Team Evaluation



1. What age group did your child compete in this year?

		Response Percent	Response Count
8 & under		14.3%	4
9/10		3.6%	1
11/12		39.3%	11
13/14		17.9%	5
15/18		25.0%	7
answered question			28
skipped question			0

2. Please rate the following regarding program quality/administration: (5=highest satisfaction, 1=lowest satisfaction)

	5	4	3	2	1	Response Count
Registration fees are a fair value	75.0% (21)	17.9% (5)	3.6% (1)	3.6% (1)	0.0% (0)	28
Registration process	35.7% (10)	21.4% (6)	32.1% (9)	3.6% (1)	7.1% (2)	28
Team pictures	33.3% (8)	45.8% (11)	12.5% (3)	4.2% (1)	4.2% (1)	24
Awards	48.1% (13)	37.0% (10)	11.1% (3)	3.7% (1)	0.0% (0)	27
Communication	50.0% (14)	35.7% (10)	10.7% (3)	3.6% (1)	0.0% (0)	28
Kick-off breakfast	57.7% (15)	38.5% (10)	0.0% (0)	3.8% (1)	0.0% (0)	26
End of season party	41.7% (10)	37.5% (9)	16.7% (4)	4.2% (1)	0.0% (0)	24
answered question						28
skipped question						0



3. Please rate the following regarding the quality of coaches: (5=highest satisfaction, 1=lowest satisfaction)

	5	4	3	2	1	Response Count
Ability to control practices	53.6% (15)	35.7% (10)	10.7% (3)	0.0% (0)	0.0% (0)	28
Knowledge of swimming skills	75.0% (21)	21.4% (6)	0.0% (0)	3.6% (1)	0.0% (0)	28
Treated swimmers fairly	57.1% (16)	28.6% (8)	7.1% (2)	7.1% (2)	0.0% (0)	28
Ability to improve swimmers' skills	53.6% (15)	35.7% (10)	3.6% (1)	7.1% (2)	0.0% (0)	28
Kept fun first, winning second	53.6% (15)	35.7% (10)	10.7% (3)	0.0% (0)	0.0% (0)	28
Treated swimmers fairly	64.3% (18)	25.0% (7)	3.6% (1)	7.1% (2)	0.0% (0)	28
Communication	39.3% (11)	35.7% (10)	17.9% (5)	3.6% (1)	3.6% (1)	28
Enjoyed working with your child	60.7% (17)	25.0% (7)	7.1% (2)	7.1% (2)	0.0% (0)	28
answered question						28
skipped question						0

4. Please rate the following regarding swim meets: (5=highest satisfaction, 1=lowest satisfaction)

	5	4	3	2	1	Response Count
Organized	53.6% (15)	39.3% (11)	3.6% (1)	3.6% (1)	0.0% (0)	28
Volunteer duties were clearly defined	60.7% (17)	21.4% (6)	10.7% (3)	3.6% (1)	3.6% (1)	28
Home meets were run efficiently	60.7% (17)	28.6% (8)	10.7% (3)	0.0% (0)	0.0% (0)	28
Concessions were adequate	48.1% (13)	40.7% (11)	11.1% (3)	0.0% (0)	0.0% (0)	27
answered question						28
skipped question						0

5. Will your child swim again next year for the Woodridge Sea Lions Swim Team?



		Response Percent	Response Count
Yes		92.9%	26
No		7.1%	2

If not, please explain: 2

answered question 28

skipped question 0

6. Did your child enjoy his/her coach?

		Response Percent	Response Count
Yes		96.4%	27
No		3.6%	1

If not, please explain: 5

answered question 28

skipped question 0

7. Additional comments:

	Response Count
	12
answered question	12
skipped question	16