



Summer 2009 Program Evaluation



1. Program Information			
		Response Percent	Response Count
Name of program	<input type="text"/>	100.0%	129
Program number	<input type="text"/>	28.7%	37
Instructor	<input type="text"/>	72.1%	93
<i>answered question</i>			129
<i>skipped question</i>			0

2. Please rate your level of satisfaction with the program.					
	Very Satisfied	Satisfied	Dissatisfied	Very Dissatisfied	Response Count
Overall quality of program	75.2% (97)	21.7% (28)	2.3% (3)	0.8% (1)	129
Cost	61.7% (79)	29.7% (38)	7.8% (10)	0.8% (1)	128
Location	83.6% (107)	14.1% (18)	2.3% (3)	0.0% (0)	128
Time of day	74.2% (95)	21.9% (28)	3.9% (5)	0.0% (0)	128
Day of week	74.8% (95)	22.8% (29)	1.6% (2)	0.8% (1)	127
Length of program	75.0% (93)	21.0% (26)	4.0% (5)	0.0% (0)	124
Comments					54
<i>answered question</i>					129
<i>skipped question</i>					0








3. Please rate your level of satisfaction with the program instructor(s).					
	Very Satisfied	Satisfied	Dissatisfied	Very Dissatisfied	Response Count
Knowledge of subject matter	85.3% (110)	12.4% (16)	2.3% (3)	0.0% (0)	129
Ability to motivate participants	79.7% (102)	17.2% (22)	2.3% (3)	0.8% (1)	128
Ability to control participants and keep content moving at a constant pace	79.1% (102)	17.1% (22)	3.1% (4)	0.8% (1)	129
Commitment to start program on time	76.7% (99)	20.9% (27)	2.3% (3)	0.0% (0)	129
Comments					40
answered question					129
skipped question					0



4. Please rate your level of satisfaction with the facility where your program was held.					
	Very Satisfied	Satisfied	Dissatisfied	Very Dissatisfied	Response Count
Cleanliness	79.1% (102)	19.4% (25)	1.6% (2)	0.0% (0)	129
Lighting	74.4% (96)	20.9% (27)	3.1% (4)	1.6% (2)	129
Available space for program needs	74.2% (95)	18.8% (24)	4.7% (6)	2.3% (3)	128
Comments					25
answered question					129
skipped question					0

5. Was the registration process convenient?				
			Response Percent	Response Count
Yes		96.9%	125	
No		3.1%	4	
If you answered no, please explain why.			4	
			<i>answered question</i>	129
			<i>skipped question</i>	0

6. Did you register for this program online?				
			Response Percent	Response Count
Yes		55.0%	71	
No		45.0%	58	
			<i>answered question</i>	129
			<i>skipped question</i>	0

7. Are there programs that you would like the Woodridge Park District to offer that are not currently offered?				
			Response Count	
			19	
			<i>answered question</i>	19
			<i>skipped question</i>	110

8. How did you learn about this program? (check all that apply)			
		Response Percent	Response Count
Park District activity guide		85.3%	110
Park District web site		14.0%	18
Park District email		2.3%	3
Marquee		0.8%	1
Newspaper		0.0%	0
Friend/Family		9.3%	12
School flyer		0.8%	1
Other (please specify)		8.5%	11
		<i>answered question</i>	129
		<i>skipped question</i>	0

9. Are you a Woodridge Park District resident?			
		Response Percent	Response Count
Yes		91.5%	118
No		8.5%	11
		<i>answered question</i>	129
		<i>skipped question</i>	0

10. If you wish to be contacted by a Woodridge Park District staff member, please provide your name and contact information.			
			Response Count
			2
		<i>answered question</i>	2
		<i>skipped question</i>	127