











Totschool Parent Evaluation



1. Does your child enjoy coming to Woodridge Park District's Totschool?				
			Response Percent	Response Count
Yes		94.7%	36	
No		5.3%	2	
If you answered no, please provide explanation.			1	
			answered question	38
			skipped question	0



2. Are you satisfied with the daily program offered?				
			Response Percent	Response Count
Yes		89.5%	34	
No		10.5%	4	
If you answered no, please provide explanation.			4	
			answered question	38
			skipped question	0



3. Are you satisfied with the drop-off/pick-up procedures?				
			Response Percent	Response Count
Yes		92.1%	35	
No		7.9%	3	
If you answered no, please provide explanation.			5	
			answered question	38
			skipped question	0



4. Do you feel welcomed in the classroom?				
			Response Percent	Response Count
Yes		97.4%	37	
No		2.6%	1	
If you answered no, please provide explanation.			2	
answered question			38	
skipped question			0	



5. Do you feel the teachers know your child and his/her needs?				
			Response Percent	Response Count
Yes		97.4%	37	
No		2.6%	1	
If you answered no, please provide explanation.			2	
answered question			38	
skipped question			0	



6. Are you satisfied with the instruction your child is offered?				
			Response Percent	Response Count
Yes		89.5%	34	
No		10.5%	4	
If you answered no, please provide explanation.			9	
answered question			38	
skipped question			0	



7. Do you find the daily classroom "work" stimulating for your child?				
			Response Percent	Response Count
Yes		86.8%	33	
No		13.2%	5	
If you answered no, please explain.			8	
answered question			38	
skipped question			0	




8. Are you satisfied with the school to home communication offered each day at the end of class?				
			Response Percent	Response Count
Yes		89.5%	34	
No		10.5%	4	
If you answered no, please provide explanation.			6	
answered question			38	
skipped question			0	

9. Is the tuition payment system clear and easy to use?				
			Response Percent	Response Count
Yes		97.4%	37	
No		2.6%	1	
If you answered no, please provide explanation.			1	
answered question			38	
skipped question			0	

10. Do you feel that your child is being offered opportunities to learn and practice skills needed for his/her development?				
			Response Percent	Response Count
Yes			86.8%	33
No			13.2%	5
If you answered no, please provide explanation.				8
answered question				38
skipped question				0

11. Do you feel that the teachers are easily accessible for your questions and concerns?				
			Response Percent	Response Count
Yes			84.2%	32
No			15.8%	6
If you answered no, please provide explanation.				8
answered question				38
skipped question				0

12. Do you feel that the Preschool Supervisor is easily accessible to you?				
			Response Percent	Response Count
Yes			81.6%	31
No			18.4%	7
If you answered no, please provide explanation.				6
answered question				38
skipped question				0

13. If you have had any concerns, have the teachers worked with you and kept you informed of the progress?			Response Percent	Response Count
Yes			44.7%	17
No			5.3%	2
Not applicable			50.0%	19
If you answered no, please provide explanation.				2
answered question				38
skipped question				0

14. One thing you would not want to see changed in Totschool is		Response Count
		33
answered question		33
skipped question		5

15. One thing you would like changed in Totschool program is		Response Count
		31
answered question		31
skipped question		7