


















Trek and Travel Camp 2008 Evaluation





1. Please indicate the week(s) your child attended camp:			Response Percent	Response Count
Week 1: June 9-13			50.0%	11
Week 2: June 16-20			54.5%	12
Week 3: June 23-27			59.1%	13
Week 4: June 30-July 3			59.1%	13
Week 5: July 7-11			59.1%	13
Week 6: July 14-18			45.5%	10
Week 7: July 21-25			68.2%	15
Week 8: July 28-August 1			72.7%	16
Week 9: August 4-August 8			77.3%	17
		answered question		22
		skipped question		0










2. What grade level is your child?			Response Percent	Response Count
6			22.7%	5
7			36.4%	8
8			36.4%	8
9			4.5%	1
		answered question		22
		skipped question		0








3. Has your child ever participated in Adventure Camp?			
		Response Percent	Response Count
Yes		63.6%	14
No		36.4%	8
answered question			22
skipped question			0

4. Did you attend the Parent Orientation Meeting held in June?			
		Response Percent	Response Count
Yes		31.8%	7
No		68.2%	15
answered question			22
skipped question			0

5. If you did attend the Parent Orientation:					
	Yes	No	I did not attend the meeting	Rating Average	Response Count
Did you find the information covered in the meeting to be useful?	31.8% (7)	0.0% (0)	68.2% (15)	0.32	22
Did the parent manual provide you with sufficient information about the program and your responsibilities as a parent with a child in the program?	50.0% (11)	0.0% (0)	50.0% (11)	0.50	22
answered question					22
skipped question					0

6. How did you hear about Trek and Travel Summer Camp? (check all that apply)			Response Percent	Response Count
School flyer			0.0%	0
Through a friend			27.3%	6
Park District activity guide			63.6%	14
Park District web site			18.2%	4
Marquee			0.0%	0
Other (please specify)			13.6%	3
			answered question	22
			skipped question	0



7. Why did you choose the Woodridge Park District Trek and Travel Summer Camp programs? (check all that apply)			Response Percent	Response Count
Recommended by a friend			13.6%	3
Activities seemed fun			77.3%	17
Need for childcare			31.8%	7
My child has enjoyed camp in the past			77.3%	17
Program costs are reasonable			50.0%	11
Program hours suit my needs			59.1%	13
Want my child to be active			72.7%	16
Friend is in camp			31.8%	7
Specific trip(s) offered (please specify trip)			9.1%	2
			answered question	22
			skipped question	0

8. Please select the participants favorite activity:			Response Percent	Response Count
Board games			0.0%	0
Speaker presentations			0.0%	0
Movies			4.5%	1
Science day			4.5%	1
Sports day			18.2%	4
Baggo tournament			9.1%	2
Team building activities			4.5%	1
Library visits			9.1%	2
Other (please specify)			50.0%	11
		answered question		22
		skipped question		0



9. Participant's favorite field trips were:			Response Count
			18
		answered question	18
		skipped question	4

10. Participant's least favorite field trips were:			Response Count
			11
		answered question	11
		skipped question	11


11. Do you believe your teen has benefited from his/her camp experience?



		Response Percent	Response Count
Yes		95.5%	21
No		4.5%	1
<i>answered question</i>			22
<i>skipped question</i>			0

12. Will your child participate in the Trek & Travel program next year?

		Response Percent	Response Count
Yes		81.8%	18
No		18.2%	4
<i>answered question</i>			22
<i>skipped question</i>			0

13. Would you recommend this camp program to a friend?

		Response Percent	Response Count
Yes		100.0%	22
No		0.0%	0
<i>answered question</i>			22
<i>skipped question</i>			0

14. Were the program fees reasonable?				
			Response Percent	Response Count
Yes			95.5%	21
No			4.5%	1
answered question				22
skipped question				0

15. Please rate the registration/office staff on the following:								
	Excellent	Good	Average	Below Average	Poor	N/A	Rating Average	Response Count
Courtesy/helpfulness	68.2% (15)	13.6% (3)	18.2% (4)	0.0% (0)	0.0% (0)	0.0% (0)	4.50	22
Knowledgeable	59.1% (13)	22.7% (5)	18.2% (4)	0.0% (0)	0.0% (0)	0.0% (0)	4.41	22
Friendliness	72.7% (16)	13.6% (3)	9.1% (2)	4.5% (1)	0.0% (0)	0.0% (0)	4.55	22
answered question								22
skipped question								0




16. Please rate the registration process on the following:				
	Yes	No	Rating Average	Response Count
Was the registration process convenient?	95.5% (21)	4.5% (1)	0.00	22
Were you pleased with your ability to register weekly?	100.0% (18)	0.0% (0)	0.00	18
Did the activity guide description compliment the program?	95.0% (19)	5.0% (1)	0.00	20
Did you register online?	27.3% (6)	72.7% (16)	0.00	22
answered question				22
skipped question				0

17. Please rate the staff/camp leaders on the following:

	Excellent	Good	Average	Below Average	Poor	N/A	Rating Average	Response Count
Positive attitude	68.2% (15)	27.3% (6)	0.0% (0)	0.0% (0)	0.0% (0)	4.5% (1)	4.50	22
Helpful	68.2% (15)	22.7% (5)	4.5% (1)	0.0% (0)	0.0% (0)	4.5% (1)	4.45	22
Approachable	63.6% (14)	27.3% (6)	0.0% (0)	4.5% (1)	0.0% (0)	4.5% (1)	4.36	22
	<i>answered question</i>							22
	<i>skipped question</i>							0

18. Please rate communication with parents on the following:

	Excellent	Good	Average	Below Average	Poor	N/A	Rating Average	Response Count
E-newsletters	63.6% (14)	13.6% (3)	13.6% (3)	0.0% (0)	0.0% (0)	9.1% (2)	4.14	22
Posters posted near camp room	40.9% (9)	13.6% (3)	18.2% (4)	0.0% (0)	0.0% (0)	27.3% (6)	3.14	22
Verbal communication	42.9% (9)	23.8% (5)	14.3% (3)	4.8% (1)	0.0% (0)	14.3% (3)	3.62	21
	<i>answered question</i>							22
	<i>skipped question</i>							0

19. If you had questions regarding the program, do you feel the staff answered the questions to your satisfaction?			Response Percent	Response Count
I did not have questions for the staff			23.8%	5
Yes			71.4%	15
No			4.8%	1
If you answered no, please explain.				2
answered question				21
skipped question				1

20. Please rate the field trips on the following:								
	Excellent	Good	Average	Below Average	Poor	N/A	Rating Average	Response Count
Fields trips overall	81.8% (18)	13.6% (3)	0.0% (0)	0.0% (0)	0.0% (0)	4.5% (1)	4.64	22
Number of field trips per week	68.2% (15)	22.7% (5)	4.5% (1)	0.0% (0)	0.0% (0)	4.5% (1)	4.45	22
answered question								22
skipped question								0

21. Please rate the following:								
	Excellent	Good	Average	Below Average	Poor	N/A	Rating Average	Response Count
Camp activities	77.3% (17)	9.1% (2)	9.1% (2)	0.0% (0)	0.0% (0)	4.5% (1)	4.50	22
Facilities	76.2% (16)	14.3% (3)	9.5% (2)	0.0% (0)	0.0% (0)	0.0% (0)	4.67	21
Level of satisfaction	68.2% (15)	22.7% (5)	4.5% (1)	0.0% (0)	0.0% (0)	4.5% (1)	4.45	22
answered question								22
skipped question								0