




2010 Winter/Spring Program Evaluation

1. Program Information			Response Percent	Response Count
Name of program			100.0%	56
Program number			41.1%	23
Instructor			78.6%	44
<i>answered question</i>				56
<i>skipped question</i>				0

2. Please rate your level of satisfaction with the program.					
	Very Satisfied	Satisfied	Dissatisfied	Very Dissatisfied	Response Count
Overall quality of program	89.3% (50)	7.1% (4)	3.6% (2)	0.0% (0)	56
Cost	58.2% (32)	40.0% (22)	1.8% (1)	0.0% (0)	55
Location	96.4% (54)	3.6% (2)	0.0% (0)	0.0% (0)	56
Time of day	85.7% (48)	7.1% (4)	5.4% (3)	1.8% (1)	56
Day of week	87.5% (49)	10.7% (6)	1.8% (1)	0.0% (0)	56
Length of program	83.9% (47)	16.1% (9)	0.0% (0)	0.0% (0)	56
Comments					20
<i>answered question</i>					56
<i>skipped question</i>					0


3. Please rate your level of satisfaction with the program instructor(s).

	Very Satisfied	Satisfied	Dissatisfied	Very Dissatisfied	Response Count
Knowledge of subject matter	94.6% (53)	5.4% (3)	0.0% (0)	0.0% (0)	56
Ability to motivate participants	91.1% (51)	8.9% (5)	0.0% (0)	0.0% (0)	56
Ability to control participants and keep content moving at a constant pace	92.7% (51)	3.6% (2)	3.6% (2)	0.0% (0)	55
Commitment to start program on time	91.1% (51)	5.4% (3)	3.6% (2)	0.0% (0)	56
				Comments	19
				answered question	56
				skipped question	0



4. Please rate your level of satisfaction with the facility where your program was held.

	Very Satisfied	Satisfied	Dissatisfied	Very Dissatisfied	Response Count
Cleanliness	89.1% (49)	10.9% (6)	0.0% (0)	0.0% (0)	55
Lighting	91.1% (51)	7.1% (4)	1.8% (1)	0.0% (0)	56
Available space for program needs	85.7% (48)	14.3% (8)	0.0% (0)	0.0% (0)	56
				Comments	6
				answered question	56
				skipped question	0

5. Was the registration process convenient?

	Response Percent	Response Count
Yes 	100.0%	56
No	0.0%	0
If you answered no, please explain why.		1
answered question		56
skipped question		0

6. Did you register for this program online?

	Response Percent	Response Count
Yes 	53.6%	30
No 	46.4%	26
answered question		56
skipped question		0

7. Are there programs that you would like the Woodridge Park District to offer that are not currently offered?

	Response Count
	12
answered question	12
skipped question	44

8. How did you learn about this program? (check all that apply)

	Response Percent	Response Count
Park District activity guide	75.0%	42
Park District web site	17.9%	10
Park District email	12.5%	7
Marquee	0.0%	0
Newspaper	0.0%	0
Friend/Family	19.6%	11
School flyer	0.0%	0
Other (please specify)	3.6%	2
<i>answered question</i>		56
<i>skipped question</i>		0

9. Are you a Woodridge Park District resident?

	Response Percent	Response Count
Yes	100.0%	56
No	0.0%	0
<i>answered question</i>		56
<i>skipped question</i>		0

10. If you wish to be contacted by a Woodridge Park District staff member, please provide your name and contact information.

	Response Count
	5
<i>answered question</i>	5
<i>skipped question</i>	51

