







Woodridge Soccer Association Participant Satisfaction Survey




1. How satisfied are you with the following:							
	Very Satisfied	Satisfied	Unsatisfied	Very Unsatisfied	No Opinion	Rating Average	Response Count
WSA program overall	35.9% (23)	56.3% (36)	1.6% (1)	0.0% (0)	6.3% (4)	1.63	64
Soccer skill instruction	25.0% (16)	59.4% (38)	10.9% (7)	3.1% (2)	1.6% (1)	1.92	64
Coach's attitude towards your child	56.1% (37)	34.8% (23)	4.5% (3)	0.0% (0)	4.5% (3)	1.46	66
Quality of referees	16.9% (11)	61.5% (40)	13.8% (9)	1.5% (1)	6.2% (4)	2.00	65
	answered question						66
	skipped question						0



2. How would you rate the condition of the following:							
	Excellent	Good	Not Good	Poor	No Opinion	Rating Average	Response Count
Game fields	37.9% (25)	54.5% (36)	4.5% (3)	0.0% (0)	3.0% (2)	1.66	66
Practice fields	16.9% (11)	61.5% (40)	18.5% (12)	1.5% (1)	1.5% (1)	2.05	65
	If rated Not Good or Poor, please state which field(s) and reasons why.						14
	answered question						66
	skipped question						0




3. Are you aware that soccer is run by a group of volunteers called the Woodridge Soccer Association?				
			Response Percent	Response Count
Yes			90.8%	59
No			9.2%	6
			answered question	65
			skipped question	1



4. Do you feel the cost of the program is reasonable for the level of service provided? (\$52/Res, \$78/Non-res)				
			Response Percent	Response Count
Yes			89.4%	59
No			10.6%	7
			answered question	66
			skipped question	0



5. The WSA currently uses rankings from coach evaluations to make up teams. Would you prefer a draft with coaches selecting their own teams under the guidance of the WSA?				
			Response Percent	Response Count
Yes			31.8%	21
No			68.2%	45
			answered question	66
			skipped question	0



6. Which of the following types of monthly WSA newsletter would you most likely read?			
		Response Percent	Response Count
Mailed newsletter		33.3%	22
Electronic newsletter		53.0%	35
Online newsletter		22.7%	15
I would not read a monthly newsletter		9.1%	6
<i>answered question</i>			66
<i>skipped question</i>			0

7. Would you be interested in on-site concessions?			
		Response Percent	Response Count
Yes		47.0%	31
No		53.0%	35
<i>answered question</i>			66
<i>skipped question</i>			0

8. Are you aware that the WSA has offered a 4 v 4 tournament for the past 7 years?			
		Response Percent	Response Count
No, I was not aware.		27.3%	18
Yes, I am aware and my child has participated in the tournament.		28.8%	19
Yes, I am aware, but I did not participate for the following the reason:		43.9%	29
<i>answered question</i>			66
<i>skipped question</i>			0

9. Would your child be interested in playing in a recreational indoor futsal league (small sided soccer game) held in the Woodridge School gymnasiums?			
		Response Percent	Response Count
Yes		65.2%	43
No		34.8%	23
answered question			66
skipped question			0


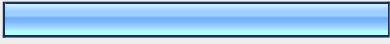



10. Are you aware of the Woodridge Storm Traveling soccer program?			
		Response Percent	Response Count
Yes		90.9%	60
No		9.1%	6
answered question			66
skipped question			0

11. Would your child be interested in trying out for a Woodridge Traveling Storm team?			
		Response Percent	Response Count
Yes		45.5%	30
No		54.5%	36
answered question			66
skipped question			0








12. Please rank in order of importance your reason for registering your child for WSA. (1 = most important, 3 = least important)

	1	2	3	Rating Average	Response Count
Skill development	60.6% (40)	36.4% (24)	3.0% (2)	1.42	66
Winning	3.0% (2)	7.6% (5)	89.4% (59)	2.86	66
Social interaction	36.4% (24)	56.1% (37)	7.6% (5)	1.71	66
	<i>answered question</i>				66
	<i>skipped question</i>				0




13. How long has your child participated in the Woodridge Soccer Association program?




		Response Percent	Response Count
New participant		1.5%	1
1 season - 2 years		42.4%	28
3 - 4 years		24.2%	16
5 - 6 years		18.2%	12
Over 7 years		13.6%	9
	<i>answered question</i>		66
	<i>skipped question</i>		0




14. Would you be interested in serving as a future volunteer for WSA? If interested, please select your volunteer interest below and submit your contact information and volunteer interest to info@woodridgeparks.org.



		Response Percent	Response Count
Head coach		13.8%	9
Assistant coach		24.6%	16
Tournaments		4.6%	3
Committee chair person		4.6%	3
Committee volunteer		7.7%	5
Future executive council member		1.5%	1
I am not interested in volunteering		60.0%	39
		<i>answered question</i>	65
		<i>skipped question</i>	1

15. What is your preferred future method of registration?



		Response Percent	Response Count
Walk-in		42.4%	28
Online		56.1%	37
Mail-in		1.5%	1
Fax		0.0%	0
		<i>answered question</i>	66
		<i>skipped question</i>	0

16. If you have coached before in WSA, will you coach next season?			
		Response Percent	Response Count
Yes		21.2%	14
No		22.7%	15
I have never coached for WSA		56.1%	37
answered question			66
skipped question			0

17. If you answered no to question 16, what is your reason for not coaching?			
		Response Percent	Response Count
Don't have time		43.2%	16
Child not participating in program		0.0%	0
I have never coached for WSA		18.9%	7
Other (please specify)		37.8%	14
answered question			37
skipped question			29

18. List two things you like best about the WSA program.			
		Response Percent	Response Count
1.		100.0%	54
2.		88.9%	48
answered question			54
skipped question			12

19. List two things that could improve about the WSA program.

		Response Percent	Response Count
1.		100.0%	49
2.		69.4%	34
		<i>answered question</i>	49
		<i>skipped question</i>	17

20. What do you currently see as the biggest issue for WSA?

		Response Count
		40
		<i>answered question</i>
		40
		<i>skipped question</i>
		26