



## Winter/Spring 2009 Program Evaluation



| 1. Program Information   |                      |                  |                |
|--------------------------|----------------------|------------------|----------------|
|                          |                      | Response Percent | Response Count |
| Name of program          | <input type="text"/> | 100.0%           | 204            |
| Program number           | <input type="text"/> | 27.0%            | 55             |
| Instructor               | <input type="text"/> | 75.5%            | 154            |
| <i>answered question</i> |                      |                  | <b>204</b>     |
| <i>skipped question</i>  |                      |                  | <b>0</b>       |

| 2. Please rate your level of satisfaction with the program. |                    |            |              |                   |                |
|---|--------------------|------------|--------------|-------------------|----------------|
|   | Very Satisfied     | Satisfied  | Dissatisfied | Very Dissatisfied | Response Count |
| Overall quality of program                                  | <b>80.4% (164)</b> | 18.6% (38) | 1.0% (2)     | 0.0% (0)          | 204            |
| Cost  | <b>47.1% (96)</b>  | 43.6% (89) | 9.3% (19)    | 0.0% (0)          | 204            |
| Location  | <b>72.1% (147)</b> | 25.5% (52) | 2.5% (5)     | 0.0% (0)          | 204            |
| Time of day   | <b>64.5% (131)</b> | 31.0% (63) | 3.0% (6)     | 1.5% (3)          | 203            |
| Day of week   | <b>69.5% (141)</b> | 29.6% (60) | 0.5% (1)     | 0.5% (1)          | 203            |
| Length of program   | <b>71.8% (145)</b> | 28.2% (57) | 0.0% (0)     | 0.0% (0)          | 202            |
| Comments  |                    |            |              |                   | 82             |
| <i>answered question</i>                                    |                    |            |              |                   | <b>204</b>     |
| <i>skipped question</i>                                     |                    |            |              |                   | <b>0</b>       |








| 3. Please rate your level of satisfaction with the program instructor(s).  |                    |            |              |                   |                |
|--|--------------------|------------|--------------|-------------------|----------------|
|  | Very Satisfied     | Satisfied  | Dissatisfied | Very Dissatisfied | Response Count |
| Knowledge of subject matter  | <b>87.3% (178)</b> | 12.3% (25) | 0.5% (1)     | 0.0% (0)          | 204            |
| Ability to motivate participants   | <b>85.2% (173)</b> | 13.8% (28) | 1.0% (2)     | 0.0% (0)          | 203            |
| Ability to control participants and keep content moving at a constant pace | <b>85.2% (173)</b> | 13.3% (27) | 1.5% (3)     | 0.0% (0)          | 203            |
| Commitment to start program on time  | <b>80.3% (163)</b> | 17.2% (35) | 2.0% (4)     | 0.5% (1)          | 203            |
| Comments   |                    |            |              |                   | 75             |
| <b>answered question</b>   |                    |            |              |                   | <b>204</b>     |
| <b>skipped question</b>  |                    |            |              |                   | <b>0</b>       |



| 4. Please rate your level of satisfaction with the facility where your program was held. |                    |            |              |                   |                |
|--|--------------------|------------|--------------|-------------------|----------------|
|  | Very Satisfied     | Satisfied  | Dissatisfied | Very Dissatisfied | Response Count |
| Cleanliness  | <b>71.6% (146)</b> | 27.0% (55) | 1.5% (3)     | 0.0% (0)          | 204            |
| Lighting   | <b>66.5% (135)</b> | 29.1% (59) | 2.5% (5)     | 2.0% (4)          | 203            |
| Available space for program needs  | <b>64.9% (131)</b> | 29.2% (59) | 5.0% (10)    | 1.0% (2)          | 202            |
| Comments   |                    |            |              |                   | 49             |
| <b>answered question</b>   |                    |            |              |                   | <b>204</b>     |
| <b>skipped question</b>  |                    |            |              |                   | <b>0</b>       |

| 5. Was the registration process convenient? |  |       |                          |                |
|---|--|-------|--------------------------|----------------|
|   |  |       | Response Percent         | Response Count |
| Yes   |  | 95.1% | 194                      |                |
| No  |   | 4.9%  | 10                       |                |
| If you answered no, please explain why.     |  |       | 11                       |                |
|   |  |       | <b>answered question</b> | <b>204</b>     |
|   |  |       | <b>skipped question</b>  | <b>0</b>       |

| 6. Did you register for this program online? |   |       |                          |                |
|--|---|-------|--------------------------|----------------|
|  |   |       | Response Percent         | Response Count |
| Yes  |  | 56.4% | 115                      |                |
| No   |  | 43.6% | 89                       |                |
|  |   |       | <b>answered question</b> | <b>204</b>     |
|  |   |       | <b>skipped question</b>  | <b>0</b>       |

| 7. Are there programs that you would like the Woodridge Park District to offer that are not currently offered? |  |  |                          |            |
|--|--|--|--------------------------|------------|
|  |  |  | Response Count           |            |
|  |  |  | 41                       |            |
|  |  |  | <b>answered question</b> | <b>41</b>  |
|  |  |  | <b>skipped question</b>  | <b>163</b> |

| 8. How did you learn about this program? (check all that apply) |  |                          |                |
|---|--|--------------------------|----------------|
|   |  | Response Percent         | Response Count |
| Park District activity guide                                    |  | 77.9%                    | 159            |
| Park District web site  |   | 13.7%                    | 28             |
| Park District email   |   | 4.9%                     | 10             |
| Marquee   |  | 0.0%                     | 0              |
| Newspaper   |   | 0.5%                     | 1              |
| Friend/Family   |   | 18.1%                    | 37             |
| School flyer  |   | 2.0%                     | 4              |
| Other (please specify)  |   | 8.3%                     | 17             |
|   |  | <i>answered question</i> | <b>204</b>     |
|   |  | <i>skipped question</i>  | <b>0</b>       |

| 9. Are you a Woodridge Park District resident? |  |                          |                |
|--|--|--------------------------|----------------|
|  |  | Response Percent         | Response Count |
| Yes  |  | 87.3%                    | 178            |
| No   |   | 12.7%                    | 26             |
|  |  | <i>answered question</i> | <b>204</b>     |
|  |  | <i>skipped question</i>  | <b>0</b>       |

| 10. If you wish to be contacted by a Woodridge Park District staff member, please provide your name and contact information. |  |                          |            |
|--|--|--------------------------|------------|
|  |  | Response Count           |            |
|  |  |                          | 12         |
|  |  | <i>answered question</i> | <b>12</b>  |
|  |  | <i>skipped question</i>  | <b>192</b> |