

VII.1.8 Soccer Goal Safety and Education Policy

Manual Reference	Manual
Section / Chapter Reference	Section VII, Chapter 1
Policy Adoption Date	September 13, 2011
Policy Amendment History	August 17, 2021
Relevant/Related Policies	N/A
Applicable Legislation	Illinois Movable Soccer Goal Safety Act, aka Zach's Law (430 ILCS 145)
	ASTM standard F2673-08 for tip-resistant Movable Soccer Goals
	Employees Tort Immunity Act, 745 ILCS 10/1-101 et seq

1. Introduction and Identification of Act

This Soccer Goal Safety and Education Policy ("Policy") is adopted pursuant to the Illinois Movable Soccer Goal Safety Act, also known as Zach's Law, 430 ILCS 145 (the "Act"). The Act requires the Woodridge Park District to create a policy to outline how it will specifically address the safety issues associated with movable soccer goals.

2. Definitions

The following words shall have the following meanings when used in this Policy.

"Act" means the Illinois Movable Soccer Goal Safety Act, also known as Zach's Law, 430 ILCS 145.

"Authorized Personnel" means Woodridge Park District employees who have responsibility for or contact with Movable Soccer Goals.

"Board" means the Board of Commissioners of the District.

"District" means Woodridge Park District

"Movable Soccer Goal(s)" means a freestanding structure consisting of at least 2 upright posts, a crossbar, and support bars that is designed: (1) to be used for the purposes of a soccer goal; (2) to be used without any form of support or restraint other than pegs, stakes, augers, counter-weights, or other types of temporary anchoring devices; and (3) to be able to be moved to different locations.

"Organization" means any unit of local government other than the District, and any school district, sporting club, soccer organization, religious organization, business, or other similar organization.



“Permitted User(s)” means an Organization and all of its employees, agents, coaches, trainers and volunteers that use Property for Soccer-Related Activities.

“Policy” means this Soccer Goal Safety and Education Policy.

“Portable Movable Soccer Goals” means light duty movable soccer goals typically made of 1-5/8” O.D. conduit intended to be moved frequently throughout the course of a practice session.

“Property” means real property owned or leased by the District where Movable Soccer Goals are used.

“Safety Guidelines” mean the Guidelines for Safely Securing Movable Soccer Goals attached to this Policy as Attachment 1.

“Seasonal Movable Soccer Goals” means movable soccer goals to be secured for the duration of an entire playing season.

“Soccer-Related Activity” means use of Movable Soccer Goals on Property, including without limitation, soccer games, scrimmages, practices and the like.

3. Moving and Securing Seasonal Movable Soccer Goals; Warning Labels

Prior to the commencement of the soccer season each year, the District will place and secure Seasonal Movable Soccer Goals on its Property in accordance with the Safety Guidelines. Only the District shall be permitted to move any Seasonable Movable Soccer Goal the District owns, installs, or places on its Property.

Thereafter, if a Seasonal Movable Soccer Goal becomes unanchored or improperly secured, only Authorized Personnel shall be permitted to re-secure it in accordance with the Safety Guidelines.

A warning label recommended by the Consumer Product Safety Commission or such as the following shall be posted on all Seasonal Movable Soccer Goals:

ONLY AUTHORIZED PERSONNEL MAY MOVE AND ANCHOR THIS SEASONAL SOCCER GOAL. IF THIS GOAL IS NOT ANCHORED DOWN, DO NOT USE IT AND CONTACT 630-353-3400. SERIOUS INJURY INCLUDING DEATH CAN OCCUR IF IT TIPS OVER.

4. Moving and Securing Portable Movable Soccer Goals

Portable Movable Soccer Goals of various sizes may be made available to District Permitted Users for practice sessions. Portable Movable Soccer Goals may be used and relocated throughout a practice session only under the supervision of a Permitted User.



At the completion of a practice session the Permitted User shall relocate the Portable Movable Soccer Goals and place the goal frames face to face (front posts and crossbars facing toward each other) and securing them at each goalpost with a lock and chain.

Thereafter, if a Portable Movable Soccer Goal becomes improperly secured due to the lack of a chain and/or lock, the Permitted User shall notify Authorized Personnel immediately by calling 630-353-3400. Failure of a Permitted User to comply with these securing requirements may forfeit their right to use the Portable Movable Soccer Goals.

5. Routine Inspections by District

The District shall routinely inspect all Seasonable Movable Soccer Goals that the District has installed or placed onto its Property to verify that they are properly secured and document such inspection in writing.

6. Permitted User Inspections, Placement in Non-Use Position and Notice to Players

As a condition of the use of Property, before and after any Soccer-Related Activity, Permitted Users shall make a physical inspection of each Seasonal Movable Soccer Goal prior to field use to assure that the goal is secure in accordance with the Safety Guidelines. If any Seasonal Movable Soccer Goal is not properly secured, the Permitted User shall contact Authorized Personnel to secure the goal in accordance with the Safety Guidelines. If the Permitted User is unable to communicate with Authorized Personnel the Permitted User shall place the goal in a non-use position by laying it forward onto its front bars and crossbar and shall continue to call the Authorized Personnel until reached to notify of the location of the unsecured goal.

As a condition of the use of Property and prior to the commencement of the soccer season each year, each Organization shall advise their players and the players' parents and guardians that Seasonable Movable Soccer Goals may not be moved and that any use of a Movable Soccer Goal that is inconsistent with Soccer-Related Activity is strictly prohibited, including without limitation, playing, climbing, or hanging on any part of the Movable Soccer Goal. According to the U.S. Consumer Product Safety Commission, these activities can result in serious injury, including death. A sample notice is attached hereto as Attachment 2.

7. Use of District Property by Permitted Users

A copy of this Policy shall be provided to all Organizations using the Property for Soccer-Related Activity. Prior to using Property for Soccer-Related Activity, each Organization shall provide each of its Permitted Users with a copy of this Policy and



shall require that each of its Permitted Users comply with all applicable provisions of this Policy.

8. Removal

At the conclusion of each soccer season, the District will either remove all Seasonal Movable Soccer Goals that it has installed or otherwise placed on its Property and store such goals at a secure location or otherwise secure such goals on its Property by placing the goal frames face to face (front posts and crossbars facing toward each other) and securing them at each goalpost with a lock and chain; or locking and chaining the goals to a suitable fixed structure such as a permanent fence; or locking unused portable goals in a secure storage room after each use; or fully disassembling the goals for season storage.

9. Acquisition of Tip-Resistant Movable Soccer Goals

After the effective date of this Policy, the District will not purchase any Seasonal Movable Soccer Goal unless it is tip resistant or unless otherwise permitted by State Statute. A Movable Soccer Goal whose inside measurements are 6.5 to 8 feet high and 18 to 24 feet wide is not tip-resistant unless it conforms to the American Society for Testing and Materials (ASTM) standard F2673-08 for tip-resistant Movable Soccer Goals or is otherwise equipped with another design-feature approved by the U.S. Consumer Product Safety Commission. Notwithstanding the foregoing provisions, the District may continue to use its existing goals in a manner consistent with this Policy.

10. Applicability

If any provision of this Policy conflicts with any provision of the Act, the provisions of the Act shall prevail.

This Policy shall not create any new liability or increase any existing liability of the District, or any of its officers, employees, or agents, which exists under any other law, including but not limited to the Local Governmental and Governmental Employees Tort Immunity Act, 745 ILCS 10/1-101 *et seq.* Nor shall this Policy alter, diminish, restrict, cancel, or waive any defense or immunity of the District or any of its officers, employees, or agents, which exists under any other law, including but not limited to the Local Governmental and Governmental Employees Tort Immunity Act, 745 ILCS 10/1-101 *et seq.*

11. Availability of Policy

All District employees who have responsibility for or contact with Movable Soccer Goals shall be advised of this Policy.



A copy of the Policy is available to all other employees and any member of the public by requesting a copy from: Mike Adams, Executive Director, 2600 Center Drive, Woodridge, IL 60517; Phone #: 630-353-3300.

12. Amendments

This Policy may be amended by the District at any time.

13. Effective Date

This Policy becomes effective immediately upon adoption.

ATTACHMENT 1

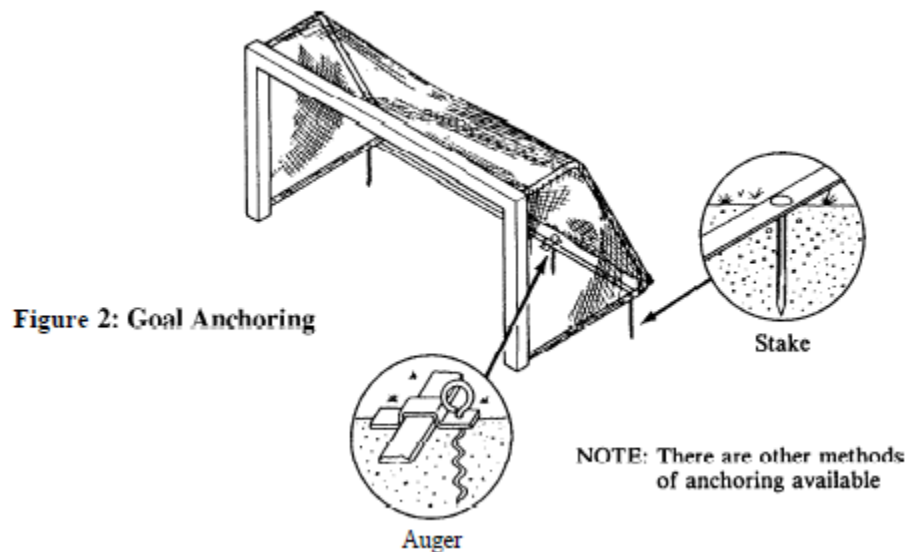
GUIDELINES FOR SAFELY SECURING MOVABLE SOCCER GOALS

According to the U.S. Consumer Product Safety Commission (CPSC), a properly anchored / counter-weighted Seasonal Movable Soccer Goal is much less likely to tip over. Accordingly, it is **IMPERATIVE** that ALL Seasonal Movable Soccer Goals are always anchored properly (e.g., see Figure 2 below) and that they are secured to the ground (preferably at the rear of the goal), making sure the anchors are flush with the ground and clearly visible.

There are several different ways to secure a Seasonal Movable Soccer Goal. The number and type of anchors to be used will depend on a number of factors, such as soil type, soil moisture content, and total goal weight. Each goal shall be secured in accordance with the appropriate anchoring system as set forth below.

In addition, warning labels required by the District's Soccer Goal Safety and Education Policy will be attached to each goal. Nets shall be secured to posts, crossbars, and backdrops with tape or Velcro straps at intervals of no less than one every four feet.

Illustrations and Recommendations according to the U.S. Consumer Product Safety Commission



ATTACHMENT 1 - continued

Anchor Types

1. Auger style

This style anchor is “helical” shaped and is screwed into the ground. A flange is positioned over the ground shoes (bar) and rear ground shoe (bar) to secure them to the ground. A minimum of two auger-style anchors (one on each side of the goal) are recommended. More may be required, depending on the manufacturer’s specifications, the weight of the goal, and soil conditions.



Figure 3.1: Auger Style Anchor

2. Semi-permanent

This anchor type is usually comprised of two or more functional components. The main support requires a permanently secured base that is buried underground. One type (3.2a) of semi-permanent anchor connects the underground base to the soccer goal by means of 2 tethers. Another design (3.2b) utilizes a buried anchor tube with a threaded opening at ground level. The goal is positioned over the buried tube and the bolt is passed through the goal ground shoes (bar) and rear ground shoe (bar) and screwed into the threaded hole of the buried tube.

Figure 3.2a: Semipermanent Anchor

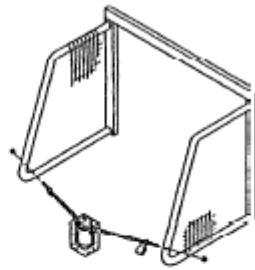
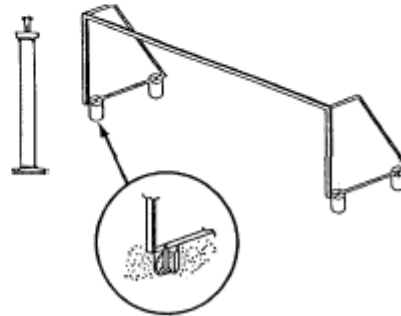


Figure 3.2b: Semipermanent Anchor




ATTACHMENT 1 - continued

3. Peg or Stake style (varying lengths) Anchor

Typically two to four pegs or stakes are used per goal (more for heavier goals) (Figure 3.3). The normal length of a peg or stake is approximately 10 inches (250mm). Care should be taken when installing pegs or stakes. Pegs or stakes should be driven into the ground with a sledge-hammer as far as possible and at an angle if possible, through available holes in the ground shoes (bar) and rear ground shoe (bar) to secure them to the ground. If the peg or stake is not flush with the ground, it should be clearly visible to persons playing near the soccer goal. Stakes with larger diameters or textured surfaces have greater holding capacity.

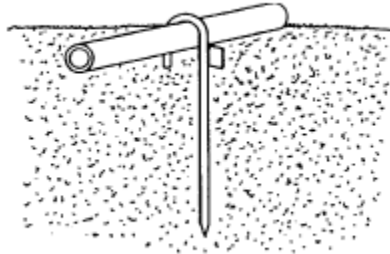
Figure 3.3: Peg or Stake Style Anchor



4. J-Hook Shaped Stake style

This style is used when holes are not pre-drilled into the ground shoes (bars) or rear ground shoe (bar) of the goal. Similar to the peg or stake style, this anchor is hammered, at an angle if possible, directly into the earth. The curved (top) position of this anchor fits over the goal member to secure it to the ground (Figure 3.4). Typically, two to four stakes of this type are recommended (per goal), depending on stake structure, manufacturers specifications, weight of goal, and soil conditions. Stakes with larger diameters or textured surfaces have greater holding capacity.

Figure 3.4: J-Hook Anchor



5. Sandbags/Counterweights

Sandbags or other counterweights could be an effective alternative on hard surfaces, such as artificial turf, where the surface cannot be penetrated by a conventional anchor (i. e., an indoor practice facility) (Figure 3.5). The number of bags or weights needed will vary and must be adequate for the size and total weight of the goal being supported.

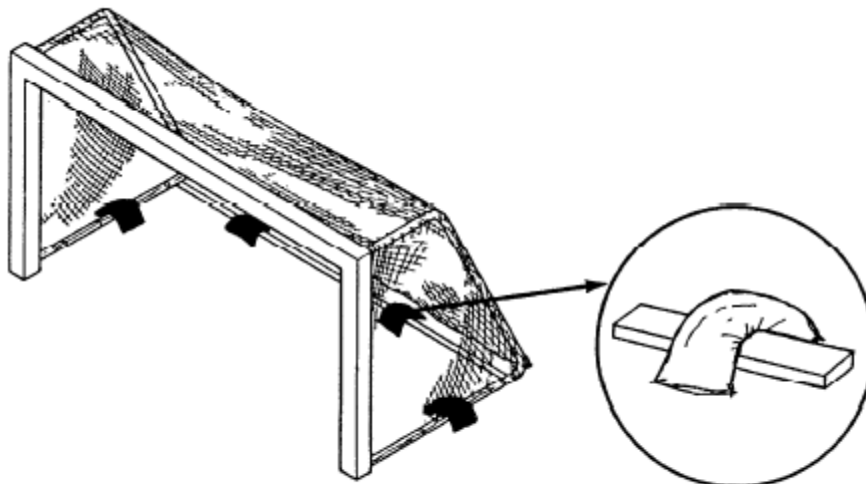


Figure 3.5: Sandbag Method of Anchoring

(Rear) Ground Bar/Shoe

6. Net Pegs

These tapered, metal stakes should be used to secure only the NET to the ground (Figure 3.6). Net pegs should NOT be used to anchor the movable soccer goal.

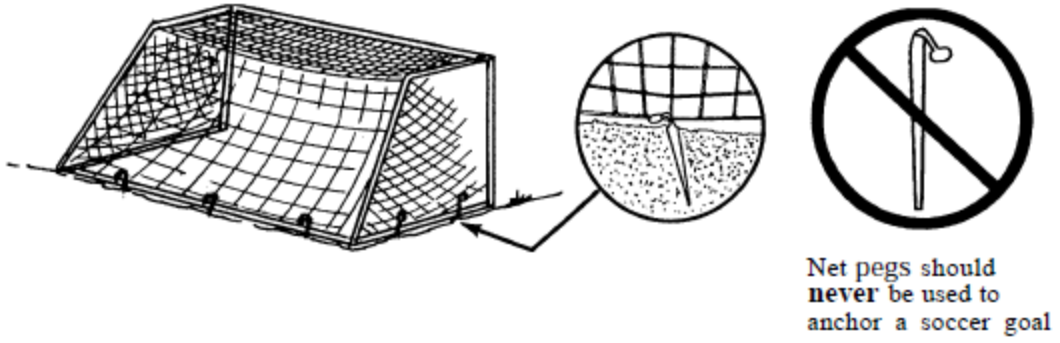


Figure 3.6: Net Pegs



ATTACHMENT 2

MOVABLE SOCCER GOALS SAFETY ACT NOTICE

Date

TO WHOM IT MAY CONCERN: All parents and guardians of soccer players:

One of our primary objectives is that children have safe recreation areas. To that end, soccer goals that have been secured for an entire playing season should remain securely anchored to the ground and nets firmly attached to the goals.

In an effort to keep the goals and nets secure and children safe, you are required to advise your children/soccer players and any other person accompanying you for whom you are responsible that the following is strictly prohibited: moving any soccer goals that have been secured for an entire playing season and any use of a soccer goal that is inconsistent with soccer-related activity, including without limitation, playing, climbing, or hanging on any part of the soccer goal. This especially applies to children climbing on or hanging from nets or goal frames. According to the U.S. Consumer Product Safety Commission, these activities can result in serious injury, including death.

If you observe any child inappropriately using a soccer goal or net, immediately and politely ask the child to stop. If the activity continues, please notify a coach or referee as soon as possible. Players violating this rule may be forced to sit out, at the coach's discretion.

Finally, if you see any soccer goal that is intended to be anchored that is not anchored down or any net that is not firmly secured to the goal, please notify a coach or referee immediately or in their absence contact the Woodridge Park District during normal hours of operation at 630-353-3300 or after hours at 630-353-3400.

Sincerely,

Mike Adams
Executive Director